

ALRUBAIDI Medical Corporation


Sana'a - Zubairy Str. National Bank of Yemen Building
Tel :+967 (1) 510119 - 510344 Fax:+967 (1) 510443



Sana'a - Saif Bin Theyazan Str.
Next to Persdential Office
Tel: +967 (1) 296182
Fax: +967 (1) 296183

Hodeida - ALDAMGAH ALgadidah.
Next to Military Hospital
Tel: +967 (3) 214120
Fax: +967 (3) 220392

Taiz - Allagenat Street
Next to a Eisaei mosque
Tel: 00967 (4) 259648
Fax: 00967 (4) 259649



RZ
Medizintechnik
GmbH

Progress in Surgery

ALL ABOUT
UROLOGY

ALL ABOUT UROLOGY



UROLOGY



RZ Medizintechnik GmbH
Progress in Surgery

Unter Haßlen 20 · D-78532 Tuttlingen
Phone: +49 (0)7462/9470-0
Fax: +49 (0)7462/9470-50
e-mail: sales@rz-medizintechnik.com
http://www.rz-medizintechnik.com

UROLOGY



**HD
ready**

0° 12° 30° 70°

Colour coded ring identifies the „direction of view“

Removable eyepiece for C-mount connection or RZ QuickSnap locking

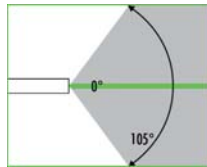
3-step light post adaptors to connect the most commonly used light cables to the endoscope

Sapphire glass gives highest stability against damages on the lens system

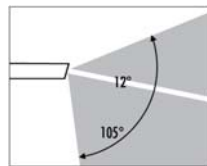
Optimised glass fibre formation ensure a uniform image brightness of highest quality

HD READY! High Definition pictures with increased detail-resolution through newest CAD-designed rod-lens systems

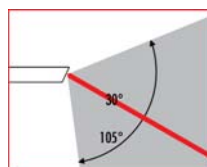
Fully Autoclavable at 134°C/273°F and 2.3bar



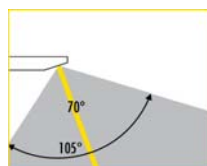
253-804-000 RZ Cystoscope 4.0mm Dia., 0° direction of view




253-804-012 RZ Cystoscope 4.0mm Dia., 12° direction of view



253-804-030 RZ Cystoscope 4.0mm Dia., 30° direction of view



253-804-070 RZ Cystoscope 4.0mm Dia., 70° direction of view



Standard Cysto-Urethroscope sheaths with 2 lateral stopcocks and standard obturator with atraumatic tip

- 253-300-017 Cysto-Urethroscope Sheath 17 Charr. ●
- 253-300-019 Cysto-Urethroscope Sheath 19 Charr. ●
- 253-300-020 Cysto-Urethroscope Sheath 20 Charr. ●
- 253-300-022 Cysto-Urethroscope Sheath 22 Charr. ●
- 253-300-025 Cysto-Urethroscope Sheath 25 Charr. ○




Central Valve Cysto-Urethroscope sheaths with 2 stopcocks and central valve
Sheaths with standard obturator and atraumatic tip

- 253-310-017 Cysto-Urethroscope Sheath 17 Charr. ●
- 253-310-019 Cysto-Urethroscope Sheath 19 Charr. ●
- 253-310-020 Cysto-Urethroscope Sheath 20 Charr. ●
- 253-310-022 Cysto-Urethroscope Sheath 22 Charr. ●
- 253-310-025 Cysto-Urethroscope Sheath 25 Charr. ○

Central valve for easy regulation of suction and irrigation





Long Window Cysto-Urethroscope sheaths with 2 lateral stopcocks and standard obturator with atraumatic tip

- 253-300-119 Cysto-Urethroscope Sheath 19 Charr. ●
- 253-300-120 Cysto-Urethroscope Sheath 20 Charr. ●
- 253-300-122 Cysto-Urethroscope Sheath 22 Charr. ●
- 253-300-125 Cysto-Urethroscope Sheath 25 Charr. ○




Standard Obturators with atraumatic tip and locking mechanism to fit all RZ Cysto-Urethroscope sheaths

- 253-000-117 Obturator 17 Charr. ●
- 253-000-119 Obturator 19 Charr. ●
- 253-000-120 Obturator 20 Charr. ●
- 253-000-122 Obturator 22 Charr. ●
- 253-000-125 Obturator 25 Charr. ○



Visual Obturators with telescope locking mechanism to fit all 4mm RZ cystoscopes to insert the Cysto-Urethroscope sheaths under vision

- 253-000-217 Obturator 17 Charr. ●
- 253-000-219 Obturator 19 Charr. ●
- 253-000-220 Obturator 20 Charr. ●
- 253-000-222 Obturator 22 Charr. ●
- 253-000-225 Obturator 25 Charr. ○



Cystoscope Bridge for all RZ Cysto-Urethroscope sheaths. Main feature: flat insertion angle for use of semi-rigid instruments and lithotripter probes.

- ❶ 253-000-100 Bridge without channel
- ❷ 253-000-101 Bridge with 1 channel for 1 instrument with max. 12 Charr.
- ❸ 253-000-102 Bridge with 2 channels for 1 instrument with max. 12 Charr. or 2 instruments with max. 8 Charr.




Albarran deflecting mechanism for use with 19-25 Charr. RZ Cysto-Urethroscope sheaths. The ratchet mechanism will keep the deflecting mechanism in place for easy handling during surgery.



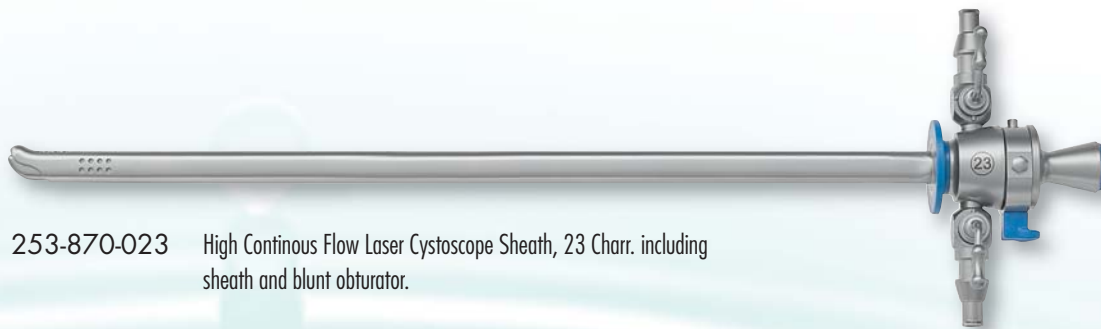
- 253-000-105 Albarran deflecting mechanism with 2 working channels **and ratchet**
- 253-000-107 Albarran deflecting mechanism with 1 working channel **and ratchet** (without illustration)



- 253-000-106 Albarran deflecting mechanism with 2 working channels **without ratchet** (without illustration)
- 253-000-108 Albarran deflecting mechanism with 1 working channel **without ratchet**




253-870-023 High Continuous Flow Laser Cystoscope Sheath, 23 Charr. including sheath and blunt obturator.



253-872-000 Telescope bridge and laser guide with 1 working channel for 8 Charr. laser fibers and instruments



253-873-000 Visual Obturator for easy insertion of the sheath into the urethra and bladder



Scope is **below** Forceps



253-420-100 Spoon Biopsy Forceps with round cup, double action



253-421-100 Grasping Forceps with serrated jaws, double action



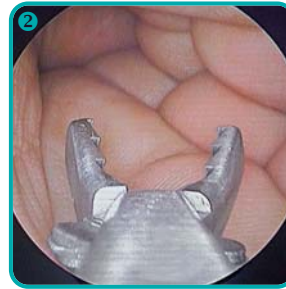
253-422-100 Biopsy Punch Forceps, thru-cutting, double action



253-423-100 Scissors, hook type blades, double action



Scope is **above** Forceps



Comparison: field of view
 ① Scope is **below** Forceps
 ② Scope is **above** Forceps

Original picture with
 0° RZ Cystoscope



253-426-100 Mini Biopsy forceps with oval cup, double action for use with 4mm, 30° cystoscope




253-431-100 Mini Biopsy forceps with oval cup, double action, extra large jaws for use with 4mm, 30° cystoscope




253-425-100 Mini Biopsy forceps with oval cup, double action for use with 4mm, 70° cystoscope

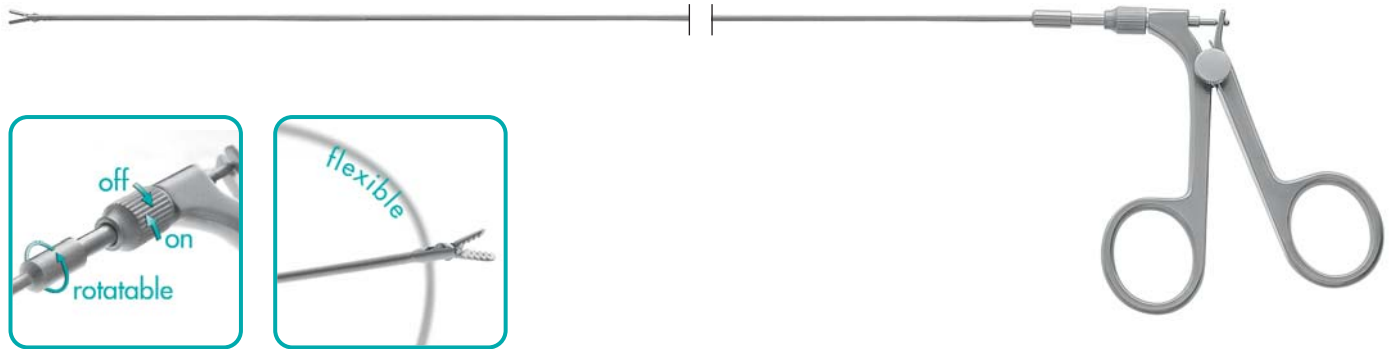


253-427-100 Stent Grasping forceps with serrated jaws, double action jaws for removal of stents



253-429-100 Adaptor for use of optical forceps with resectoscope sheaths





All Flexible Instruments have a smooth flexible metal shaft and a working length of 400mm.
All shafts are rotatable and detachable for optimum setup during surgery.



351-114-105 Grasping Forceps 5 Charr., serrated jaws, double action
351-114-107 Same, 7 Charr.
351-114-109 Same, 9 Charr.



351-120-105 Biopsy Forceps 5 Charr., oval cup, double action
351-120-107 Same, 7 Charr.
351-120-109 Same, 9 Charr.



351-124-107 Serrated Biopsy Forceps 7 Charr., oval cup with aggressive serration, double action





351-100-105 Scissors, 5 Charr., single action
351-100-107 Same, 7 Charr.
351-100-109 Same, 9 Charr.



Ball Electrode 530mm working length

 253-370-003 3 Charr.

 253-370-007 7 Charr.

 253-370-005 5 Charr.

 253-370-010 10 Charr.

Needle Electrode 530mm working length



253-371-003 3 Charr.

253-371-005 5 Charr.

253-371-007 7 Charr.

Loop Electrode 530mm working length




253-372-005 5 Charr.

253-372-007 7 Charr.

253-372-010 10 Charr.

Monopolar High Frequency cables for use with RZ Electrodes



253-610-001 with 5 mm plug for Erbe HF-unit


253-610-002 with 4 mm plug for Martin HF-unit

253-610-003 with 8 mm plug for Valleylab HF-unit


253-610-004 with 4 mm plug for older HF-units



Safety against buckling



Polyp Snare 7 Charr. with tefflon tube, 500mm working length with HF connection
 253-580-007 Polyp Snare with handle complete
 253-581-007 Spare Snare only



Dormia Nitinol Stone Basket, 5 Charr., 600mm working length
 253-581-045 Dormia Stone Basket with 4 wires, complete with handle
 253-582-045 Spare Basket only, 4 wires
 253-582-055 Spare Basket only, 5 wires
 253-582-065 Spare Basket only, 6 wires



253-583-006 Injection cannula with tefflon tube, 6 Charr., 500mm working length



253-584-005 Zeiss Loop Catheter, 5 Charr., package with 5 pieces, sterile, single use




253-315-000 Hamada Cystoscope Adaptor for use with RZ Cystoscope Sheath on the female urethra



700-900-100 Lubricant for medical devices, stopcocks, valves and hinges



300-215-000 Cleaning Brush



253-990-800 French Catheter Scale



301-701-100 Grey rubber cap for use on all working channels




Spread sheet for Sheath - Instrument combinations

Cysto-Urethroscope Sheath	Colour	with Albarran	with bridge
25 Charr.	○	1 x10 Charr. 2 x 8 Charr.	1 x12 Charr. 2 x 8 Charr.
22 Charr.	●	1 x 9 Charr. 2 x 6 Charr.	1 x 10 Charr. 2 x 7 Charr.
20 Charr	●	1 x 6 Charr 2 x 5 Charr.	1 x 7 Charr. 2 x 6 Charr.
19 Charr	●	1 x 5 Charr 2 x 4 Charr.	1 x 6 Charr. 2 x 5 Charr.
17 Charr	●	-	1 x 5 Charr.

RZ working elements features


- lightweight and unique design for maximum comfort during long surgeries
- titanium handle parts
- sealed locking mechanism
- ergonomic handle design with finger rest for maximum comfort even on long surgeries
- rotating thumb ring



253-000-200 Passive Titanium working element for 1 stem electrodes




Ergonomic handle with finger rest



253-000-201 Active Titanium working element for 1 stem electrodes

Monopolar High Frequency cables for use with RZ Working Elements



253-610-001 with 5 mm plug for Erbe HF-unit

253-610-002 with 4 mm plug for Martin HF-unit

253-610-003 with 8 mm plug for Valleylab HF-unit

253-610-004 with 4 mm plug for older HF-units

RZ Cutting Loops are made of a standard wire diameter of 0.35 mm \varnothing .
 Different wire diameters are available on demand.
 Electrodes and Curette with 1 guide stem and stabilizer.





	Colour	24 Charr.	27 Charr
		253-300-201	253-300-301
		253-300-202	253-300-302
		253-300-203	253-300-303
		253-300-204	253-300-304
		253-300-205	253-300-305
		253-300-206	253-300-306
		253-300-207	253-300-307
		253-300-208	253-300-308
		253-300-209	253-300-309
		253-300-210	253-300-310
		253-300-211	253-300-311
		253-300-212	253-300-312
		253-300-213	
		253-300-214	
		253-300-215	
		253-300-218	



Sterile TUR Electrodes are ETO sterilized to eliminate infections and contaminations. Our disposables ensure the best possible working features on every operation.

Sales unit: package with 6 pieces, each individually sterile packed.

Sterile disposable TUR Electrodes fitting the RZ system. Constant good cutting & coagulation performance.

		24 Charr.	27 Charr.
	Colour	●	●
	Cutting Loop, angled	253-300-201S	253-300-301S
	Collins knife electrode	253-300-203S	253-300-303S
	Ball electrode, 3mm	253-300-205S	253-300-305S
	Ball electrode, 5mm	253-300-206S	253-300-306S

Colour ● 24 Charr.



Roller electrode, 5mm

253-300-211S



Roller electrode, 3mm

253-300-212S



Vapor-Electrode, Band width 1.2 mm

253-300-213S

Sterile disposable TUR Electrodes fitting the **OLYMPUS®** system.



Colour ● 24 Charr.



Cutting Loop for, angled

253-300-801S



Loop Electrode, forward angled

253-300-821S



Collins knife electrode

253-300-803S



Ball electrode, 3mm

253-300-805S



Ball electrode, 5mm

253-300-806S



253-000-256 Continuous Flow Resectoscope Sheath, 26 Charr. ●
 ROTATING inner sheath for 360° TURP/TURB. Inner shaft with non reflecting, oblique ceramic tip.
 New RZ QuickLock mechanism for easy and fast assembling/disassembling.



253-000-258 Continuous Flow Resectoscope Sheath ROTATING, 28 Charr. ●



253-000-266 Inner shaft with oblique ceramic tip for 253-000-256 ●
 253-000-268 Same, for 253-000-258 ●

„Central Valve“ Resectoscope Sheaths



253-000-724 Central Valve Resectoscope Sheath 24 Charr, with Obturator.
 Oblique Ceramic Tip ●



253-000-727 Central Valve Resectoscope Sheath 27 Charr, with Obturator.
 Oblique Ceramic Tip ●



253-000-356 Continuous Flow Resectoscope Sheath FIXED, 26 Charr., ●
inner sheath with non reflecting, oblique ceramic tip.
New RZ QuickLock mechanism for easy and fast
assembling/disassembling.

253-000-358 Continuous Flow Resectoscope Sheath FIXED, 28 Charr. ●



253-000-366 Inner shaft with oblique ceramic tip for 253-000-356 ●

253-000-368 Same, for 253-000-358 ●



253-000-524 Resectoscope Sheath 24 Charr. with Obturator.
Oblique Ceramic Tip ●



253-000-527 Resectoscope Sheath 27 Charr. with Obturator.
Oblique Ceramic Tip ●




253-000-044 Standard Obturator for 24/26 Charr. Resectoscope Sheaths
253-000-047 Standard Obturator for 27/28 Charr. Resectoscope Sheaths



253-000-054 Deflecting Obturator for 24/26 Charr. Resectoscope Sheaths
253-000-057 Deflecting Obturator for 27/28 Charr. Resectoscope Sheaths



253-000-084 Visual Obturator for 24/26 Charr. Resectoscope Sheaths and 4mm RZ Cystoscopes
253-000-087 Visual Obturator for 27/28 Charr. Resectoscope Sheaths and 4mm RZ Cystoscopes



253-000-094 Visual Obturator with 5 Charr. working channel for 24/26 Charr. Resectoscope Sheaths and 4mm RZ Cystoscopes
253-000-097 Visual Obturator with 5 Charr. working channel for 27/28 Charr. Resectoscope Sheaths and 4mm RZ Cystoscopes





253-500-100 OTIS Dilation Urethrotome complete with 3 atraumatic tips and 2 knives, in wooden case


253-500-103 Wooden case only





253-500-101 Otis Dilation Urethrotome only with 3 atraumatic tips



253-500-102 Knife only





253-500-221 Urethrotome Sheath oval shape, 21 Charr. with 5 Charr. working channel for catheters, bougies and accessories



253-500-321 Hollow Obturator with channel for guide wires



253-500-230 Supplementary Sheath, half round, to insert Foley catheters. Double Lock for secure fixation on the Urethrotome Sheath



253-500-229 Continuous Flow supplementary sheath with Double Lock for secure fixation on the Urethrotome Sheath



253-500-325 Bridge with channel for 5 Charr. accessories



1 guide stem Urethrotome knives, for use without HF



253-500-561 Sachse knife, straight



253-500-562 Sickle knife, retrograde




253-500-563 Half round knife, 180° cutting



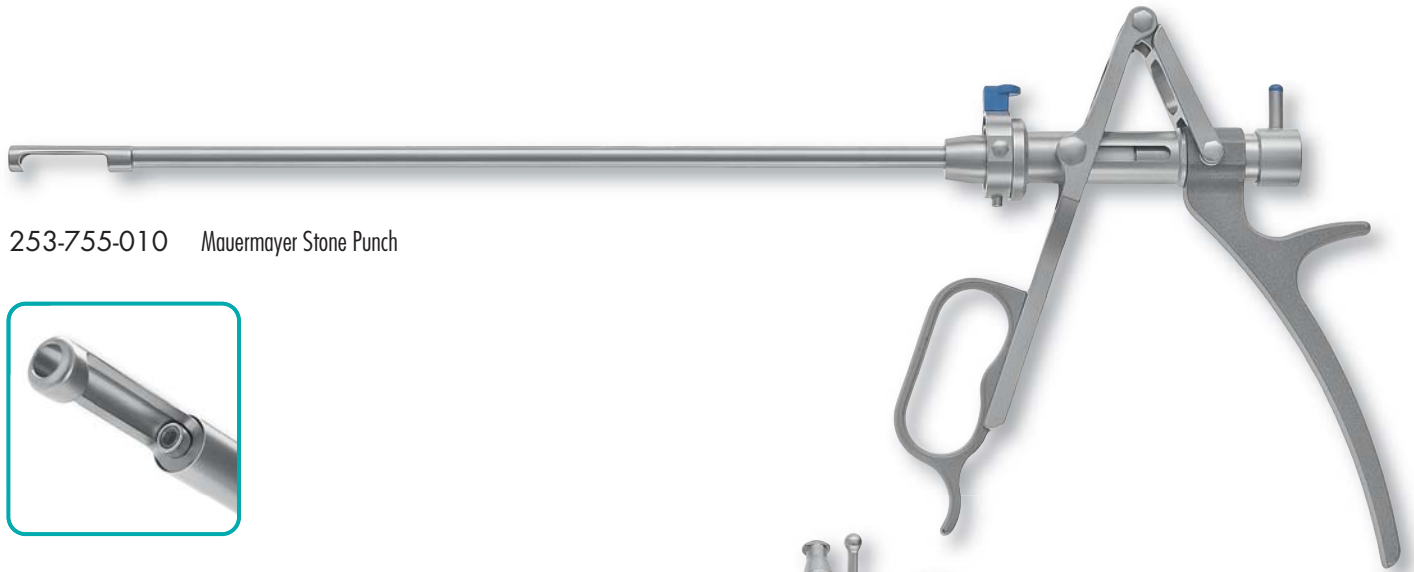
253-500-564 WaveCut knife, straight



253-300-999 Storage container for knives and electrodes, metal, perforated



351-120-105 Flexible Biopsy forceps, 5 Charr., 40cm working length



253-755-010 Mauermayer Stone Punch



253-755-020 Punch Sheath with Central Valve, 25 Charr. including Obturator



253-755-030 Visual Obturator with 5 Charr. working channel




253-755-040 Obturator only



253-755-100 Bladder Stone Lithotripter with large handle for grasping and crushing of stones. Screw locking mechanism for safe and easy insertion into the bladder. 2 LuerLock stopcocks for cleaning, suction and irrigation.







253-760-000 Stone Crushing Forceps for small stones, single action



For use with 25 Charr. Cystoscope Sheath



For use with 26/28 Charr. Outer Resectoscope Sheath



253-430-100 Adaptor for use with Outer Resectoscope Sheaths

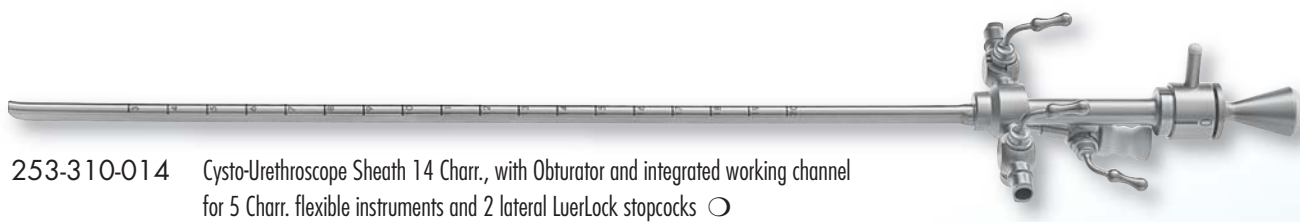


RZ Cystoscope 2.9mm with wide angle view, 302mm working length,
fully autoclavable, colour coded


- 253-829-000 RZ Cystoscope, 0° direction of view
- 253-829-030 RZ Cystoscope, 30° direction of view




**HD
ready**



- 253-310-014 Cysto-Urethroscope Sheath 14 Charr., with Obturator and integrated working channel
for 5 Charr. flexible instruments and 2 lateral LuerLock stopcocks ○



- 253-310-015 Cysto-Urethroscope Sheath 15 Charr., with Obturator
and 2 lateral LuerLock stopcocks ●



- ① 253-310-100 Telescope bridge without channel
- ② 253-310-101 Telescope bridge with 1 channel for use with 15 Charr. Adolescent Cystoscope Sheath and 5 Charr. flexible instruments



The ratchet mechanism will keep the deflecting mechanism in place for easy handling during surgery.



- 253-310-107 Albarra deflecting mechanism with 1 channel for 15 Charr. Adolescent Cystoscope Sheath
For use with 1 x 5 Charr. instrument



- 253-310-421 Optical Biopsy Forceps, oval cup jaws, double action for use with 16 Charr. Adolescent Cystoscope Sheath and 2.9mm RZ Cystoscope



RZ Cystoscope 2.9mm with wide angle view, 302mm working length, fully autoclavable, colour coded

- 253-829-000 RZ Cystoscope, 0° direction of view
- 253-829-030 RZ Cystoscope, 30° direction of view

253-000-210 Passive Working Element

253-000-211 Active Working Element



Ergonomic handle with finger rest

253-000-352 Resectoscope Sheath 22 Charr., rotating inner tube for continuous suction / irrigation



253-000-501 Cutting Loop, angled



253-000-503 Coagulation Electrode, knife




253-000-505 Coagulation Electrode, ball




253-000-507 Coagulation Electrode, roller

HD
ready



253-219-100 Pediatric Fiber Cystoscope 0° direction of view, 2.0mm diameter, 187.5mm length


253-219-130 Pediatric Fiber Cystoscope 30° direction of view, 2.0mm diameter, 187.5mm length



253-200-095 Pediatric Cystoscope Sheath 9.5 Charr. with 4 Charr. instrument channel



253-200-011 Pediatric Cystoscope Sheath 11 Charr. with 5 Charr. instrument channel



253-202-003 Alligator grasping forceps, 28cm length, 3 Charr.

253-204-003 Biopsy forceps, 28cm length, 3 Charr.


Spring Closing Mechanism




253-370-003 Ball electrode, 47cm length, 3 Charr.




253-371-003 Needle electrode, 47cm length, 3 Charr.




The ratchet mechanism will keep the deflecting mechanism in place for easy handling during surgery.




- 253-227-000 Pediatric Cystoscope 0° direction of view, 2.7mm diameter, 187.5mm length
- 253-227-030 Pediatric Cystoscope 30° direction of view, 2.7mm diameter, 187.5mm length
- 253-227-070 Pediatric Cystoscope 70° direction of view, 2.7mm diameter, 187.5mm length



- 253-220-011 Pediatric Cystoscope Sheath, 11 Charr. with 3 Charr. working channel



253-220-014 Pediatric Cystoscope Sheath 13 Charr. with 3 Charr. working channel, for use with Bridge or Albarran deflecting mechanism



253-220-030 Bridge for use with 253-220-014




253-220-025 Albarran deflecting mechanism for use with 253-220-014



253-202-003 Alligator grasping forceps, 28cm length, 3 Charr.



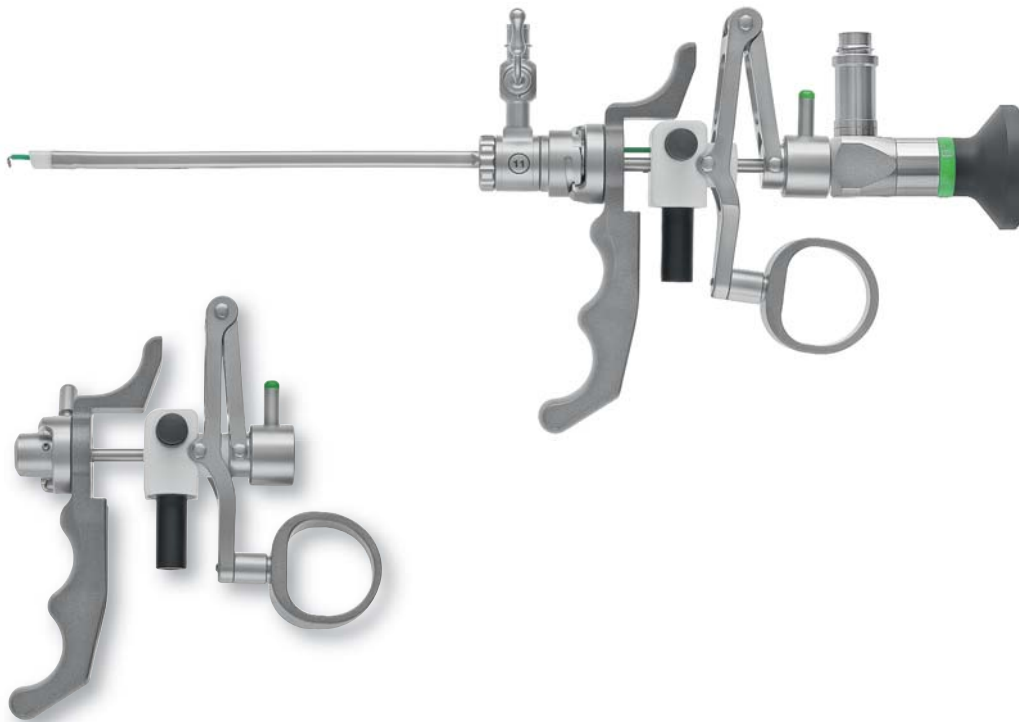
253-204-003 Biopsy forceps, 28cm length, 3 Charr.



253-370-003 Ball electrode, 47cm length, 3 Charr.



253-371-003 Needle electrode, 47cm length, 3 Charr.




253-250-200 Passive working element for use with 2.0mm RZ Fiber Cystoscope 253-219-100



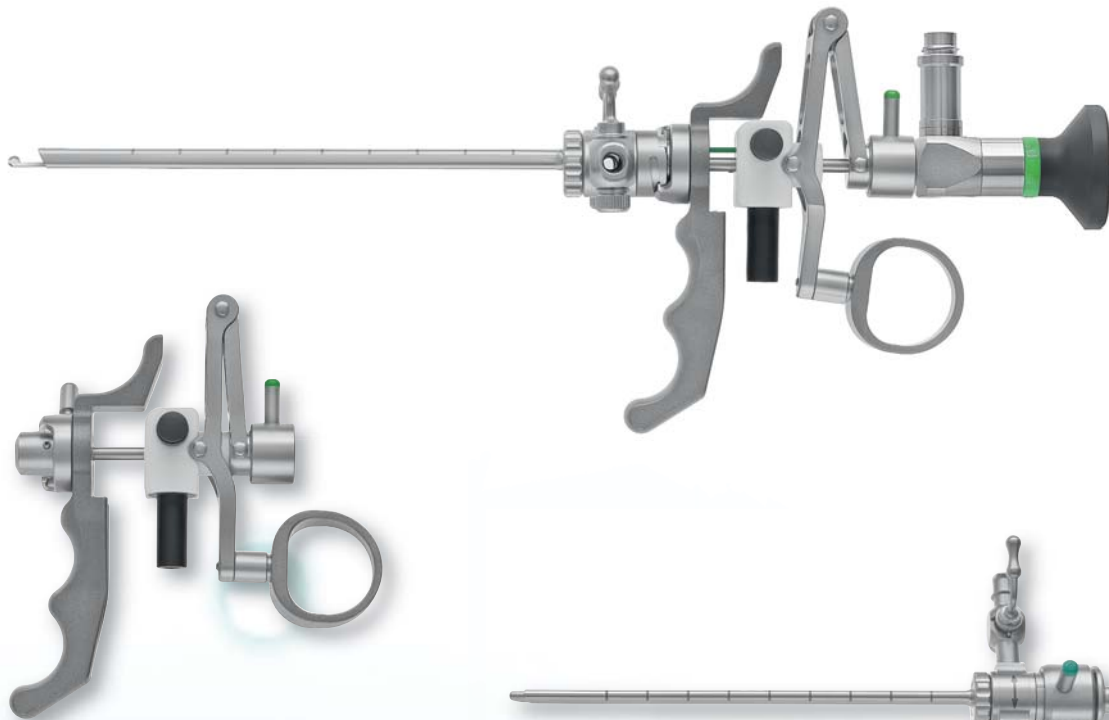
253-250-211 Resectoscope Sheath 11 Charr. with obturator ●



253-250-213 Resectoscope Sheath 13 Charr. with obturator ●



	11 Charr. ●	13 Charr. ●
Cutting Loop	253-251-111	253-252-111
Coagulation Electrode, blunt	253-251-112	253-252-112
Hook Electrode with ball	253-251-113	253-252-113
Hook Electrode without ball	253-251-114	253-252-114
Needle Electrode, pointed	253-251-115	253-252-115



253-250-200 Passive working element for use with 2.0 mm RZ Fiber Cystoscope 253-219-100

253-265-010 Pediatric Urethrotome sheath 10 Charr. with obturator



253-255-001 Bridge with 1 channel



253-265-101 Knife with straight cutting edge



253-265-102 Round knife



253-265-103 Sichel knife



253-265-104 Hook knife




LONG NEPHROSCOPE


Long Nephroscope



**HD
ready**



253-900-105 Stopcock, only for use with RZ Nephroscopes



253-900-120 RZ Nephroscope 6° direction of view, oblique view, with 2 LuerLock stopcocks and detachable instrument Stopcock, 25cm / 10" working length



① 253-900-130 Operating Sheath 26 Charr., 25cm / 10" working length

② 253-900-131 Operating Sheath 24 Charr., 25cm / 10" working length



① 253-900-135 Hollow Obturator 26 Charr., 25cm / 10" working length

② 253-900-136 Hollow Obturator 24 Charr., 25cm / 10" working length



**HD
ready**

253-900-100 RZ Nephroscope 6° direction of view, oblique view, with 2 LuerLock stopcocks and detachable instrument stopcock



253-900-105 Stopcock, only for use with RZ Nephroscopes

253-900-101 RZ Nephroscope 6° direction of view, oblique view, with 2 LuerLock stopcocks and detachable instrument Stopcock



1 253-900-110 Operating Sheath 26 Charr.

2 253-900-111 Operating Sheath 24 Charr.



1 253-900-115 Hollow Obturator 26 Charr.

2 253-900-116 Hollow Obturator 24 Charr.





253-900-155 Amplatz metal Dilator Set containing 6 Dilators with 9, 12, 15, 18, 21 and 24 Charr. and 2 flexible and 2 rigid guide rods for use with guide wires



253-900-156 Amplatz metal Dilator 27 Charr.



253-900-157 Amplatz metal Dilator 30 Charr.



253-900-201 Puncture Cannula with inner and outer cannula



253-900-202 Dilation Cannula, 3mm Dia. with inner and outer cannula




253-900-200 Sterile disposable Guide wire, J-tip, flexible, 150cm length






253-900-205 Stone Grasping forceps with fenestrated jaws, spring handle, 36cm working length
253-900-245 Same, 43cm working length



253-900-206 Stone Grasping forceps with 3 sharp teeth, spring handle, 36cm working length
253-900-246 Same, 43cm working length



253-900-210 Stone Grasping forceps with fenestrated jaws, double action, ring handle, 36cm working length
253-900-250 Same, 43cm working length



253-900-212 Stone Grasping forceps with coarse serrated jaws, double action, ring handle, 36cm working length
253-900-252 Same, 43cm working length



253-900-211 Biopsy forceps with sharp cup, single action, ring handle, 36cm working length
253-900-251 Same, 43cm working length




253-900-213 Scissors, sharp tip, single action, ring handle, 36cm working length
253-900-253 Same, 43cm working length



URETERO-RENOSSCOPE

Uretero Renoscope



- 253-905-540 Advanced Semi-Rigid Uretero-Renoscope, 45cm
- 253-905-530 Advanced Semi-Rigid Uretero-Renoscope, 31cm

RZ Medizintechnik provides special advantages for this ureteroscope:

- Unique optical quality (50.000 pixel)
- Atraumatic design for easy introduction into the ureteral orifice
- Soft-step tapered shaft
- Silicone valve system for working channels
- Large working channel for all accessories up to 5 Fr
- Oblique irrigation/suction channels for better dilation and continuous suction
- Oblique light connector for ergonomic handling

Shaft Diameter / Length

Distal Tip	7.0 Fr
Distal	8.0 Fr
Proximal	9.5 Fr
Total Working Length	45cm or 31 cm
Working Channel	5.8 Fr
Field of view	65°
Direction of View	5°




253-905-100
Silicone Valve Adapter for RZ Uretero-Renoscope working channels



253-905-200
Silicone Valve, package with 10 pieces



The direction of view is 5°, the field of view is 65°. RZ optics allow a highly detailed, bright and cristal-clear Image up to 50,000 pixels. Thanks to the atraumatic tip, it can be easily introduced to the ureteral orifice.



The innovative semi-rigid designed one-piece tapered shaft allows easy insertion and gentle dilation.



Newly designed for an easier and handy function, the new RZ eyepiece is preset to „0“ diopters and is perfectly combined to the optic and distal tip.



All channels allow easy and comfortable insertion. Two ports are available - and each allow insertion of semi-rigid and flexible instruments. Our expertise in Urology guarantees perfect and comfortable function at any time.




253-900-001 Uretero-Renoscope carrying case



	5 Charr.	4 Charr.	
	rigid 253-950-005 flexible 253-951-005	253-950-004 253-951-004	Stone Grasping Forceps, double action jaws, 60cm length
	rigid 253-952-005 flexible 253-953-005	253-952-004 253-953-004	Stone Grasping Forceps for large stones, double action jaws, 60cm length
	rigid 253-954-005 flexible 253-955-005	253-954-004 253-955-004	HAMADA long Stone Grasping Forceps, double action jaws, 60cm length
	rigid 253-956-005 flexible 253-957-005	253-956-004 253-957-004	Biopsy Forceps, double action jaws, 60cm length
	rigid 253-958-005 flexible 253-959-005	253-958-004 253-959-004	Scissors, single action, 60cm length
	253-960-025		Stone Basket, 2.5 Charr., sterile single use, package of 5 pieces
	253-962-003		Brush for Cytology, 3.0 Charr., for single use, package of 5 pieces

All RZ syringes feature the Turn Lock connection for fast, easy and safe connection to all RZ Cystoscope and Resectoscope sheaths



253-000-975 Bladder Syringe, 75cc
253-000-976 Spare glass cylinder, 75cc

253-000-900 Bladder Syringe, 100cc
253-000-901 Spare glass cylinder, 100cc



Spare glass cylinder

253-000-950 Bladder Syringe, 150cc
253-000-951 Spare glass cylinder, 150cc



253-000-850 Toomey complete glass syringe, 50cc
253-000-800 Toomey complete glass syringe, 100cc



253-000-810 Attachment for bladder catheters for use with Toomey syringes



253-500-000 Ellik Evacuator with Turn Lock connection




253-500-001 Ellik Evacuator with Standard connection


- 1 253-500-003 Rubber ball
- 2 253-500-004 Glass tank
- 3 253-500-010 Standard connector with silicone tube
- 4 253-500-020 Turn Lock connector with silicone tube



300-011-181
LuerLock tube connector 9mm



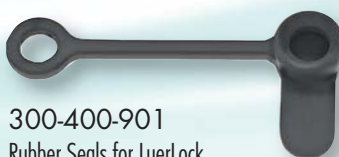
300-011-506
LuerLock tube connector 6mm



300-011-179
LuerLock tube connector
with stopcock



300-400-900
Rubber Seals for LuerLock
connectors



300-400-901
Rubber Seals for LuerLock
connectors

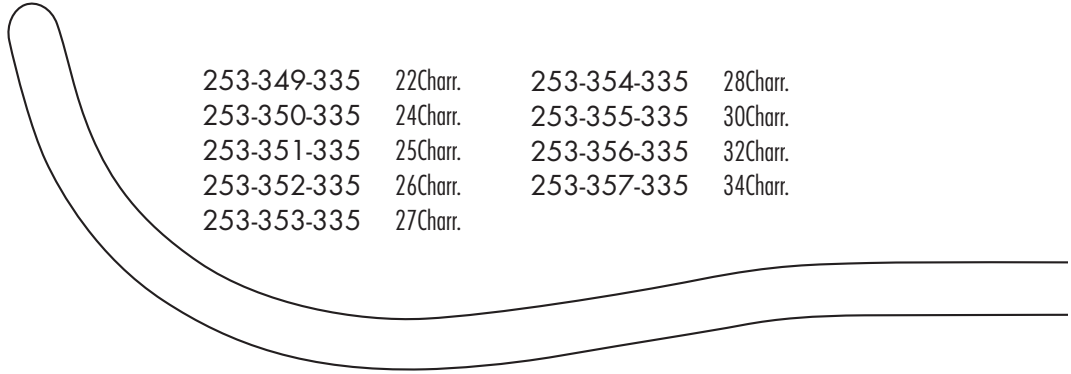


301-701-100
Grey Rubber cap for use
on all working channels




Guyon Bougies, strong curved

253-340-335	8 Charr.	253-349-335	22Charr.	253-354-335	28Charr.
253-341-335	9 Charr.	253-350-335	24Charr.	253-355-335	30Charr.
253-342-335	10 Charr.	253-351-335	25Charr.	253-356-335	32Charr.
253-343-335	11 Charr.	253-352-335	26Charr.	253-357-335	34Charr.
253-344-335	12 Charr.	253-353-335	27Charr.		
253-345-335	14 Charr.				
253-346-335	16 Charr.				
253-347-335	18 Charr.				
253-348-335	20 Charr.				




Van Buren Bougies, acutely curved

253-650-010	10 Charr.	253-650-024	24 Charr.
253-650-012	12 Charr.	253-650-026	26 Charr.
253-650-014	14 Charr.	253-650-028	28 Charr.
253-650-016	16 Charr.	253-650-030	30 Charr.
253-650-018	18 Charr.	253-650-032	32 Charr.
253-650-020	20 Charr.	253-650-034	34 Charr.
253-650-022	22 Charr.	253-650-036	36 Charr.



Dittel Bougies, slightly curved

253-320-335	8 Charr.	253-329-335	22 Charr.
253-321-335	9 Charr.	253-330-335	24 Charr.
253-322-335	10 Charr.	253-331-335	25 Charr.
253-323-335	11 Charr.	253-332-335	26 Charr.
253-324-335	12 Charr.	253-333-335	27 Charr.
253-325-335	14 Charr.	253-334-335	28 Charr.
253-326-335	16 Charr.	253-335-335	30 Charr.
253-327-335	18 Charr.	253-336-335	32 Charr.
253-328-335	20 Charr.	253-337-335	34 Charr.





Dittel Bougies, straight






253-320-225	8 Charr.	253-329-225	22 Charr.
253-321-225	9 Charr.	253-330-225	24 Charr.
253-322-225	10 Charr.	253-331-225	25 Charr.
253-323-225	11 Charr.	253-332-225	26 Charr.
253-324-225	12 Charr.	253-333-225	27 Charr.
253-325-225	14 Charr.	253-334-225	28 Charr.
253-326-225	16 Charr.	253-335-225	30 Charr.
253-327-225	18 Charr.	253-336-225	32 Charr.
253-328-225	20 Charr.	253-337-225	34 Charr.



253-360-047	Hey Grove Retrograde Bougie, 170mm, 4/7 Charr.
253-360-069	Hey Grove Retrograde Bougie, 170mm, 6/9 Charr.
253-360-811	Hey Grove Retrograde Bougie, 170mm, 8/11 Charr.
253-360-100	Hey Grove Retrograde Bougie, set of 3



Ureteral Dilator, flexible, 50cm


	253-920-090	9 Charr.		253-920-135	13.5 Charr.
	253-920-105	10.5 Charr.		253-920-150	15 Charr.
	253-920-120	12 Charr.			




253-370-009 OTIS Bougie à Boule 9-12-15-18 Charr.
253-370-021 OTSI Bougie à Boule 21-24-27-30 Charr.



253-375-010 RZ Orifice Dilator 10-20 Charr.
253-375-015 RZ Orifice Dilator 15-30 Charr.



253-310-390 Guyon Catheter Spanner & Introducer, curved, 390mm



253-310-391 Guyon Catheter Spanner & Introducer, straight, 390mm
253-310-392 Guyon Catheter Spanner & Introducer, straight, 455mm
253-310-393 Guyon Catheter Spanner & Introducer, straight, 510mm



320-603-455 Foley Catheter Spanner & Introducer, curved, 455mm



Catheter for male

- 320-720-080 8 Charr.
- 320-720-100 10 Charr.
- 320-720-120 12 Charr.
- 320-720-140 14 Charr.
- 320-720-160 16 Charr.
- 320-720-180 18 Charr.
- 320-720-200 20 Charr.
- 320-720-220 22 Charr.
- 320-720-240 24 Charr.



No sharp edges around fenestration



Catheter for female

- 320-721-080 8 Charr.
- 320-721-100 10 Charr.
- 320-721-120 12 Charr.
- 320-721-140 14 Charr.
- 320-721-160 16 Charr.
- 320-721-180 18 Charr.
- 320-721-200 20 Charr.
- 320-721-220 22 Charr.
- 320-721-240 24 Charr.



Rotunda Catheter, s-curved

- 320-723-080 8 Charr.
- 320-723-100 10 Charr.
- 320-723-120 12 Charr.
- 320-723-140 14 Charr.
- 320-723-160 16 Charr.
- 320-723-180 18 Charr.
- 320-723-200 20 Charr.
- 320-723-220 22 Charr.
- 320-723-240 24 Charr.



BIPOLAR CLAMP

Bipolar Clamp



700-730-230 RZ Bipolar Clamp, curved jaws, 23.0cm, 9"



700-735-230 RZ Bipolar Clamp, curved jaws, bent, with gripping surfaces, 21.0 cm, 9"



700-731-500 Bipolar Cable for RZ Bipolar Clamp, with 2 banana plugs, 5m length




This special bipolar forceps is a combination of a thermal effect, obtained due to the use of especially modulated high frequency current with a mechanical pressure of the clamps. The result is a permanent sealing of the vessel membranes and tissue structures. The vessel can easily be cut with the use of surgical

scissors without the risk of bleeding. Vessels closed with the use of the RZ system are capable of withstanding significant pressure. The safety of the closure with the use of the RZ system is comparable to the one obtained with the use of other mechanical methods.




BIPOLAR SCISSORS

Bipolar
Scissors



- 120-740-180 RZ Bipolar Scissors, curved blades, 18.0cm, 7"
- 120-740-210 RZ Bipolar Scissors, curved blades, 21.0cm, 8 1/4"
- 120-740-230 RZ Bipolar Scissors, curved blades, 23.0cm, 9"
- 120-740-280 RZ Bipolar Scissors, curved blades, 28.0cm, 11"



- 120-741-180 RZ Bipolar Scissors, curved slim blades, 18.0cm, 7"
- 120-741-210 RZ Bipolar Scissors, curved slim blades, 21.0cm, 8 1/4"
- 120-741-230 RZ Bipolar Scissors, curved slim blades, 23.0cm, 9"
- 120-741-280 RZ Bipolar Scissors, curved slim blades, 28.0cm, 11"



Bipolar Cables for use with RZ Bipolar Scissors



Valleylab



Martin

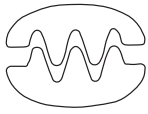


Erbe



Banana plugs

3m	700-736-003	700-737-003	700-738-003	700-739-003
5m	700-736-005	700-737-005	700-738-005	700-739-005



2x3 rows of teeth



300-100-773 17mm jaws

300-100-774 25mm jaws

Endoscopic **Klein** bulldog clamp, straight, with atraumatic DeBailey serrations



300-100-771 45mm jaws

300-100-772 60mm jaws

Endoscopic **Klein** bulldog clamp, straight, with atraumatic DeBailey serrations



300-100-776 17mm jaws

300-100-777 25mm jaws

Endoscopic **Klein** bulldog clamp, curved, with atraumatic DeBailey serrations



300-100-778 45mm jaws

300-100-779 60mm jaws

Endoscopic **Klein** bulldog clamp, curved, with atraumatic DeBailey serrations



300-100-789 60mm jaws

Endoscopic **Klein** Satinsky Bulldog Clamp, curved, with atraumatic DeBailey serrations



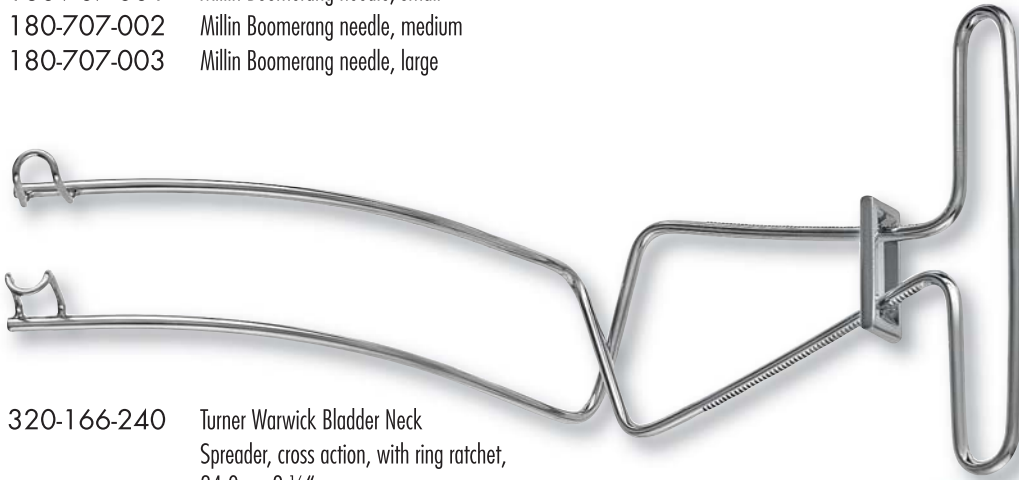
300-101-775 Endoscopic Bulldog Clamp Applier, 10mm, rotatable



140-152-230 Open Surgery Bulldog Clamp Applier, 23cm



- 180-707-220 Millin Boomerang Needle holder, 225m m, complete with 3 needles
- 180-707-001 Millin Boomerang needle, small
- 180-707-002 Millin Boomerang needle, medium
- 180-707-003 Millin Boomerang needle, large



- 320-166-240 Turner Warwick Bladder Neck Spreader, cross action, with ring ratchet, 24.0cm, 9 1/2"



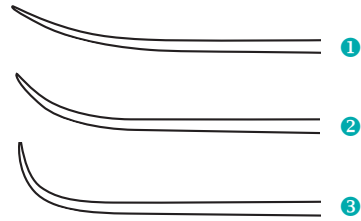
- 320-165-285 Millin Bladder Neck Spreader cross action with rack, 28.5cm, 11 1/4"



- 320-165-240 Millin Bladder Neck Spreader cross action, angled, 24.0cm, 9 1/2"




- ① 320-400-030 Turner Warwick Posterior Urethral Suture needle, 30°, 200mm
- ② 320-400-070 Turner Warwick Posterior Urethral Suture needle, 70°, 200mm
- ③ 320-400-090 Turner Warwick Posterior Urethral Suture needle, 90°, 200mm
- 320-400-500 Turner Warwick Posterior Urethral Suture needle, set of 3



253-722-001 Turner Warwick Dilating Posterior Urethral Speculum, with fibre optic light channel, for adults



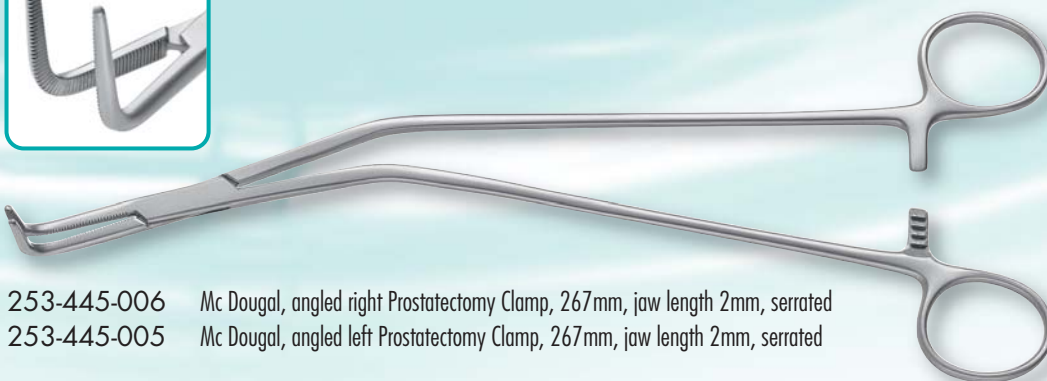
253-820-150 Turner Warwick Review Speculum with fibre optic light channel, for children or revision



- 253-501-010 Turner Warwick Retractor claw blade only, 13mm x 14mm, 140mm
- 253-501-020 Turner Warwick Retractor frame only, 180mm x 140mm
- 253-501-100 Turner Warwick Retractor set complete with 1 ring and 6 blades



- 253-445-006 Mc Dougal, angled right Prostatectomy Clamp, 267mm, jaw length 2mm, serrated
- 253-445-005 Mc Dougal, angled left Prostatectomy Clamp, 267mm, jaw length 2mm, serrated





320-190-000 Thomson Walker prostatic retractor complete with all blades



320-185-000 Millin Bladder Retractor complete including 4 lateral and 1 central blade



320-195-000 Judd - Masson Bladder Retractors opening 110mm, blade 73 x 28mm



320-195-001 Millin Central blade for Judd-Masson Bladder Retractor, 105 x 44mm



320-200-000 Legueu Bladder Retractors opening 95mm, blade 27 x 60mm, Central blade 80 x 31mm



320-186-000
Millin Retropubic Self Retaining Retractor,
complete with 2 sets of blades



320-187-000
St. Marks Perineal Self Retaining Retractor,
with swivel blades and towel pegs



320-361-200
Young Prostate Grasping Forceps, 20cm



320-150-230 Millin Prostatic Grasping Forceps,
23cm



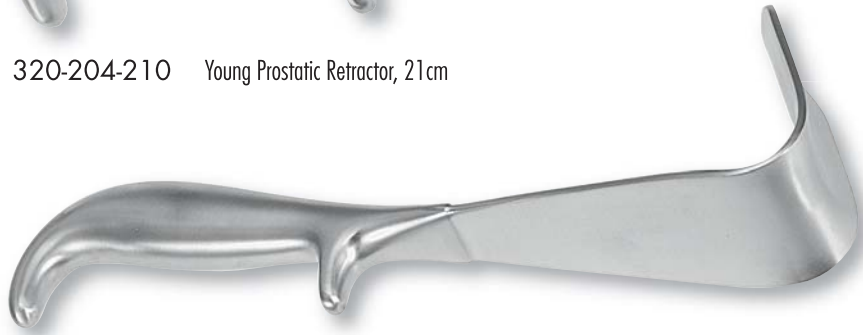
320-151-230 Millin atraumatic Grasping Forceps
for the capsule



320-152-230 Millin Grasping Forceps for
the Anterior Lobe 23cm long



320-204-210 Young Prostatic Retractor, 21cm



320-205-220 Young Prostatic Retractor, 22cm



320-206-220 Young Prostatic Retractor, 21cm



320-170-260 Legueu Bladder Spatula, 26cm



320-175-235 Kocher Bladder Spatula, 23.5cm



320-201-360 Prostate Retractor, 360mm



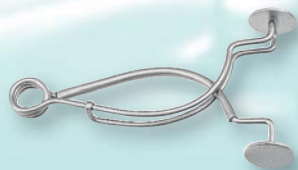
170-180-012 Blandy modified Gil Vernet Retractor, 12mm
 170-180-018 Same, 18mm
 170-180-025 Same, 25mm



170-235-080	Gil Vernet retractor, 8mm	170-235-150	Same, 15mm
170-235-110	Same, 11mm	170-235-170	Same, 17mm
170-235-130	Same, 13mm		



320-350-190 Mathieu Foreign Body Forceps, 20cm
 320-350-280 Same, 28cm



320-998-000 Stockmann Meatus Clamp, 8cm



320-997-000 St. Marks Penis Seizing Clamp



320-999-000 Strauss Penis Seizing Forceps, 13cm



CLIP APPLYING FORCEPS

Clip Applying Forceps



300-880-100 Titanium Ligating Clip, Small size (S), package with 50 cartridges each 6 clips, blue colour code



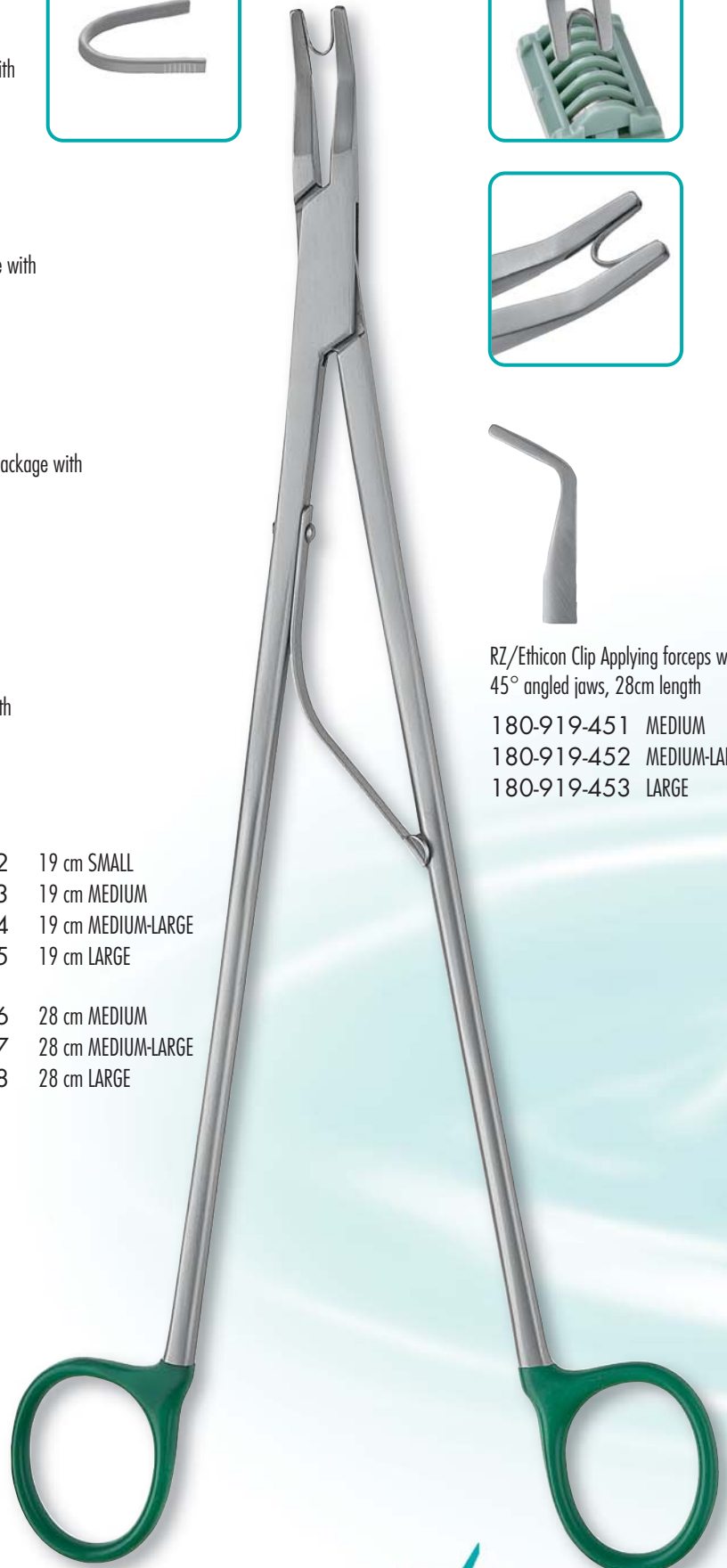
300-880-200 Titanium Ligating Clip, Medium size (M), package with 50 cartridges each 6 clips, white colour code



300-880-300 Titanium Ligating Clip, Medium-Large size (ML), package with 20 cartridges each 6 clips, green colour code



300-880-400 Titanium Ligating Clip, Large size (L), package with 20 cartridges each 6 clips, yellow colour code



RZ/Ethicon Clip Applying forceps with 45° angled jaws, 28cm length
180-919-451 MEDIUM
180-919-452 MEDIUM-LARGE
180-919-453 LARGE

RZ / Ethicon Clips

180-919-105	19 cm SMALL
180-919-106	19 cm MEDIUM
180-919-107	19 cm MEDIUM-LARGE
180-919-108	19 cm LARGE

Pilling Clips

180-919-032	19 cm SMALL
180-919-033	19 cm MEDIUM
180-919-034	19 cm MEDIUM-LARGE
180-919-035	19 cm LARGE

180-919-109	28 cm MEDIUM
180-919-110	28 cm MEDIUM-LARGE
180-919-111	28 cm LARGE

180-919-036	28 cm MEDIUM
180-919-037	28 cm MEDIUM-LARGE
180-919-038	28 cm LARGE

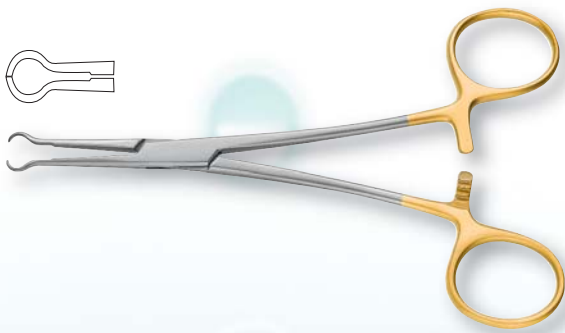
Horizon Clips

180-919-062	19 cm SMALL
180-919-063	19 cm MEDIUM
180-919-064	19 cm MEDIUM-LARGE
180-919-065	19 cm LARGE

180-919-066	28 cm MEDIUM
180-919-067	28 cm MEDIUM-LARGE
180-919-068	28 cm LARGE




140-353-125 No-Scalpel Vasectomy Forceps, 5 inch, with sharp, pointed, smooth curved jaw




140-352-140 No-Scalpel Vasectomy Fixator Ring Forceps, 5^{1/2} inch, with blunt tips, ø 4.7 mm ring size




140-353-140 No-Scalpel Vasectomy Mini Fixator Ring Forceps, 5^{1/2} inch, with blunt tips, ø 3.0 mm ring size




600-503-000 MultiClean double scope sterilization container to hold 2 short scopes with maximum length of 190 mm. Dimensions: 271 mm x 70 mm x 35 mm




600-504-000 MultiClean double scope sterilization container to hold 2 medium scopes with maximum length of 310 mm. Dimensions: 394 mm x 70 mm x 35 mm



600-505-002 Safe+Clean double scope sterilization container to hold 2 short scopes with maximum length of 190 mm.
Dimensions: 271 mm x 70 mm x 35 mm



Safe and clean
with silicone bars on
base and lid



600-506-002 Safe and clean scope sterilization container to hold 2 medium scopes with maximum length of 310 mm.
Dimensions: 394 mm x 70 mm x 35 mm



253-750-100 RZ-URO LITH Electronic Power Unit, 230V



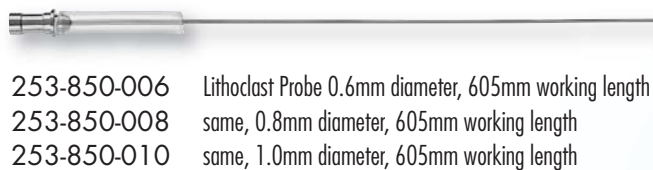
253-750-010 Air compressor, 4 bar maximum



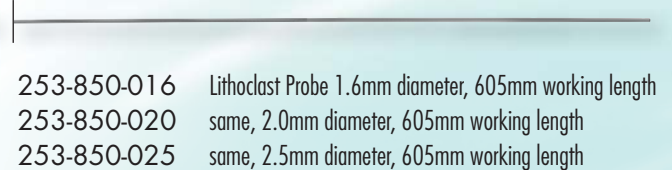
253-750-150 Footswitch with pedals for single- and multiple impulse



253-750-200 Hand piece, anodised



253-850-006 Lithoclast Probe 0.6mm diameter, 605mm working length
 253-850-008 same, 0.8mm diameter, 605mm working length
 253-850-010 same, 1.0mm diameter, 605mm working length



253-850-016 Lithoclast Probe 1.6mm diameter, 605mm working length
 253-850-020 same, 2.0mm diameter, 605mm working length
 253-850-025 same, 2.5mm diameter, 605mm working length

Features

- Energy transmission occur purely mechanically resulting an high efficient stone fragmentation
- The smallest probe diameter is only 0.6mm, which ensures a larger lumen for efficient irrigation. Auxiliary instruments can also be inserted
- The handling of the RZ URO LITH is very simple and all parts are easy to disassemble for cleaning purposes
- Our system is compatible to other RZ and other instruments for the therapy of ureteric, renal and bladder stones
- The hand piece as well as the intracorporal probe are non conductive elements which ensure the safety for patients as well as users against current conduct

Technical data

Power Supply	230 VAC 50/60Hz +/- 10%
Switchable to	115 VAC +/- 10%
Power	max. 25 VA
Air pressure	max. 7 bar
Protection Class	BF
Certificate	IEC-601, CE
Dimensions (HxWxD)	12x33x32
Weight	4.9kg



253-910-000 IREne – URO Urology Irrigation Pump

The Urology Irrigation Pump provides liquid distension of the uterus for diagnostic and / or operative urology. The desired pressure and maximum flow rate are entered into the device prior to operation and automatically monitored by the device.

The in the tubing set integrated pressure chamber, allows a non-contact pressure measurement within the tubing. Leakage is quickly indicated and corrected.

Features:

- Connection to Differential Volume Scale
- non-contact measurement of pressure
- powerful pump
- intelligent leakage compensation
- high pressure safety – engine shutdown at 200mm Hg for more than 5 sec. (+/- 15%)
- for continuous operation



351-001-202 Silicone Tubing-Set, reusable
 351-001-203 PVC Tubing-Set, packed sterile, disposable



351-100-203 Pressure measuring chamber (spare part)



351-100-204 Membrane protection (spare part)

Technical data

Supply Voltage	100-240V/AC - Mains fuse T 3.15A	Pressure Range	10-150 mm Hg
Frequency	50-60Hz	Temperature Range	+10 - +40°C
Power Consumption	max. 90VA	Humidity	30-70%
Device Type	BF	Protection against	
Safety Class	Ila	Sprinkler Water	IPX 1
Protective Class	I	Certificates	CE 0494
Construction	DIN EN 60601-1 (03.96)	Dimensions (WxHxD)	300x93x260
Radio Interf. Suppression	DIN EN 60601-1-2 (1993-05)	Weight	approx. 5kg
Irrigation Capacity	0-1.000ml/min	Optional	Computer Interface



300-001-500 DEISy maxx High End Endoscopic Platform with Freeze, Zoom and Title generator (without Camera Head)

Upgrade your equipment for the future with the latest technology. The Deisy Maxx produces true colours and precise details which ensure to have always an excellent imaging. This camera offers latest technologies and functions and therefore, perfectly meets the requirements for every endoscopic operation. The Deisy Maxx video processor produces unmatched endoscopic pictures and digitize it brilliantly e.g. to the iLUMEN Monitor.

In this process all picture details are collected, improved, digitized and shown uncut on the monitor very clear. The new high sensitive optical Sensors and the unique video processor guarantee ideal, well-matched components. The features of this high visual medical camera system will lead you without exception to the top of endoscopic procedures.



Ergonomic camera head with Buttons. Control of Zoom and Freeze function. Lightweight camera head for effortless working.



Picture Control:
Position of the picture on the monitor changable



On-Screen-Text Display:
Enter Patient Data with optional Keyboard (eg. 300-001-185), capture screen and print for storage.



Picture Level Control:
Easy adjustment of the Brightness and the Aperture. No hidden "On screen Menu". Intuitive workflow. All functions visible for easy and fast handling even in difficult situations.

Features

- Enhanced image quality: true colours and precise details
- Excellent contrast and details
- Large magnification zoom up to 300%
- Easy picture level control of aperture and brightness. Optimum image for any surgical procedure
- Switchable anti glare/reflection function. Elimination of glare
- Picture position moveable
- On-screen text generator: enter patient data (with optional keyboard), annotate video prints and pictures
Optional: DAVID Software for a complete documentation, easy editing of recordings, patient management, and much more
- Improved ergonomics: lightweight, ergonomic camera head with buttons for fatigue-proofed working (only 3CCD version)
- Intuitive control, easy to operate. Simple front panel
- Minimal staff training
- All edited functions visible on the frontpanel for easy and relaxed handling even during difficult situations
- Safe, Durable and Easy to Maintain. Decontamination by immersion (camera head)
- Reliable, long-life connectors. No hidden recesses or bulky soaking caps
- No hidden extra charges



300-001-503
3CCD-Camera Head



300-001-504
1CCD-Camera head

Technical Data

HD/VD Frequency	15.625 kHz / 50Hz 15.743 kHz / 59,94Hz	
Aspect Ratio	4:3	
Video output	1 x Y/C (S-Video), 1 x Composite, VGA/RGB-CS	
Digital outputs (opt.)	USB	
Signal / Noise Ratio	> 46 dBp-p	
ImageSensor Ergo 3CCD	3 x 1/3"	
ImageSensor Ergo 1CCD	1 x 1/2" 10bit	
Video System	PAL	NTSC
Active Pixel	752 x 582	758 x 492
Resolution	470(H) x 420(V) Lines by S-Video and Composite	470(H) x 350(V) Lines by S-Video and Composite
Scanning Lines	720 x 576 by VGA	720 x 576 by VGA
	625(1CCD), 850(3CCD)	525(1CCD) 800(3CCD)
Scan System	2:1 Interlaced	
Sync System	intern	

High-Speed-Shutter	max. 1/100.000 sec
White balance	automatic, storable
Illumination	Standard: 2.500 lux F8 (3.000K) Minimum: 3 lux / F 1.4 (AGC on)
Light source dependency	Suitable for Halogen and Xenon
Objective focal length	Variable with TV-Adapter standard f=28
Fuse	2 x T 2 A – 250V
Power consumption	20 W
Power Supply/Frequency	100-250 VAC ± 10% / 50/60 Hz
Weight	Control unit: 2,5 kg Camera head: 200g
Dimensions (HxWxD)	Control unit: 73 x 380 x 380 Camera head: (ØxL) 30 x 51 mm
Standard camera cable	3 m
Protection class	I
Classification	BF without function group with 1 Patient circuit
Test standard	IEC 601-1, IEC 601-1-2, MPG



300-001-405 DEISy URO Camera 230V / PAL
 300-001-406 DEISy URO Camera 110V / NTSC

consisting of:

1 Control Unit	1 Y/C cable
1 Camera head with 3.0 m cable	1 Mains cable
1 BNC-BNC cable	1 Operating manual

The RZ-Camera is a waterproof 1-Chip-Micro-colour camera distinguished by a small camera head for the application with urological instruments.

Features:

- Our adaptable quick-coupling is standard and can be connected to all RZ-telescopes without using a C-Mount, which reduces the weight and gives a better handling.
- Straight cable outlet on the camera head enables a simple use of a beam splitter.
- Multifunctional use with endoscopes from 2.0mm to 10.0mm

Technical data

Videosystem	NTSC/PAL
Image sensor	1-CCD - Chip-1/2"
Active Pixel	1 x 752 x 582 Pixel
Scanning Lines	625
Scanning System	2:1 Interlaced
Sync System	intern
HD/VD Frequency	15.625 kHz / 50 Hz
Aspect ratio	4:3
Video Output	1 x Y/C (S-VHS), 1 x FBAS
Resolution	470 (H) x 430 (V)
Signal / Noise Ratio	> 46 dBp-p
High-Speed-Shutter	max. 1/100.000 sec
White balance	semi-automatic, storable
Power supply	230 V AC \pm 10%
Frequency	50 Hz
Power consumption	20 W

Fuse	2 x T 500 mA - 250 V
Illumination	Standard 2.500 lux F 8 (3.000K) Minimum 3 lux / F 1.4 (AGC on)
Objective focal length	Variable with TV-Adapter
Weight	Control unit: 2,5 kg Camera head: 200g
Dimensions (HxWxD)	Control unit: 55x325x270 mm Camera head: (\emptyset x L) 30x51 mm
Standard cable	3 m
Light source dependency	Suitable for Halogen and Xenon
Protection class	I
Classification	BF without function group with 1 Patient circuit
Test standard	IEC 601-1, IEC 601-1-2, MPG



300-002-100 BasiCam 110-230V/PAL
300-002-110 BasiCam 110-230V/NTSC

consisting of:
1 Control Unit
1 Camera head with 3.0 m cable
1 BNC-BNC cable

The RZ BasiCam is a waterproofed 1-Chip camera. The camera is mainly suitable for the diagnostic in Urology and Gynaecology.

Features:

- excellent price/performance Ratio
- costefficient 1-Chip camera
- approved colour
- user-friendly camera, handling is very easy without any complicated adjustments
- disinfection by immersion (camera head)
- can be used for Xenon as well as for Halogen light sources

Technical data

TV-System	NTSC/PAL
Image sensor	Interline transfer -1/3"
Active pixel	758 (H) x 492 (V)/752 (H) x 582 (V)
Active image area	4,8 (H) x 3,7 (V) mm (equivalent to 1/3")
Scanning lines	525/625
Scanning system	2:1 interlaced
Sync system	Internal
Scanning frequency (H)	15.743 kHz/ 15.625 kHz
Scanning frequency (V)	59,94 Hz/50 Hz
Aspect ratio	4:3
Illumination	Standard 2.500 lux F8 (3.000K) Minimum 3 lux/F 1.4 (AGC on)
Video output	1 x FBAS
Resolution (H)	470 NTSC/470 PAL
Resolution (V)	350 NTSC/430 PAL
Signal/Noise ratio	> 46 dBp-p
High-Speed-Shutter	Automatic Shutter max. Shutter Speed 1/100.000 sec.

White balance	manual White Balance by color shift
Power supply	100-250V AC \pm 5%
Frequency	60 Hz/50
Power consumption	15 W max.
Fuse	2 x T 1A /250V
Weight	Control unit 3500 g Camera head 150 g
Dimensions (HxWxD)	Control unit 70 x 330 x 280 mm Camera head (WxL) 34 x 75 mm
Standard cable	3 m
Light source dependency	Suitable for Halogen, Xenon,
Protection class	I
Classification	BF without function group with 1 Patient circuit
Test standard	IEC 601-1, IEC 601-1-2, MPG

FULL COMPLEMENT OF HEAD CONFIGURATIONS



250-018-050 Zoom parfocal
Stays in focus while adjusting zoom magnification
f=18-50 mm, c-mount, soakable, HD-Ready



Direct Coupler, C-Mount, soakable, HD Ready
(lens with fixed focal distance)

- 250-025-023 F=23mm
- 250-025-025 F=25mm
- 250-025-028 F=28mm
- 250-025-035 F=35mm



**HD
ready**

Angled 90°, with swivel and fixation, c-mount,
soakable, HD ready

- 250-022-025 F=25mm
- 250-022-030 F=30mm



Beamsplitter, allows simultaneous video and
direct views, c-mount, soakable, HD-ready

- on request F=18mm (splitting 90/10)
- 250-020-025 F=25mm (splitting 90/10)
- 250-020-030 F=30mm (splitting 90/10)



300-001-408 C-Mount



300-001-409 Quick-coupling

DAViD instinctive diagnostic & record central data software

Software system for the collecting and archiving of video findings in the medical field based on state-of-the-art PC technology Windows VISTA / XP, DirectX, DV digital Video – device independent

Multilingual

English, French, German, Italian, Russian, Spanish

Intuitive

dialog-oriented user interface for smooth integration into everyday practice

Ready for network

one point data storage and simultaneously video recordings

Integrated license module

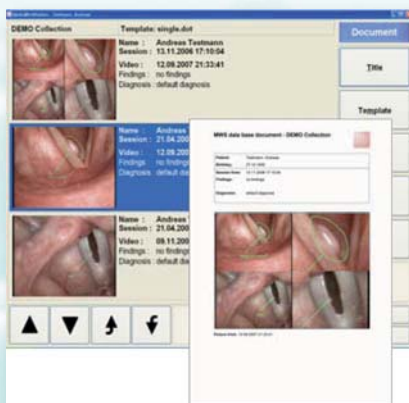
after a demo period of 30 days the software needs to be activated via an activation key

300-001-190	Software, full Version
300-001-192	Software, without recording possibilities



Diagnostics & Results

- high video and freeze image quality / natural reproduction of motion sequences
- Multiple-split display during recording and playing
- automatic optimization of stroboscopic recordings
- recording controllable by foot or camera switch
- simple-to-use video cut function
- integrated database of findings and diagnoses allows quick workflow
- **integrated On-Screen-Keyboard for touch screen displays**



Recordings & Documentation

- graphics marks for emphasizing of findings
- MPEG2 video export with optional overlay of patient data and session comments
- integrated CD/DVD recording
- image export in the DICOM format
- Compare-function for videos and pictures
- automatic creation of diagnostic letters in MS Word format with freely definable document templates
- textual export of patient and diagnostic data for passing on and statistical evaluations



Management

- patient data is stored in structured database
- automatic assignment of videos, findings, diagnoses and comments to patients and data sets
- search and edit functions
- drag'n'drop import of pictures and documents
- native support for MedCapture USB sticks
- data exchange with other systems via remote interface
- user management for controlling access and edit rights



Fiber optic light guide, without adaptor pieces

250-035-180	Ø 3,5 mm, 1800 mm
250-035-230	Ø 3,5 mm, 2300 mm
250-035-300	Ø 3,5 mm, 3000 mm
250-048-180	Ø 4,8 mm, 1800 mm
250-048-230	Ø 4,8 mm, 2300 mm
250-048-300	Ø 4,8 mm, 3000 mm

Adaptor pieces for fibre light guide to use with **endoscope**



250-042-000 RZ/Storz/Olympus



250-040-000 Wolf



250-041-000 ACMI/British Standard

Adaptor pieces for fibre light guide to use with **lightsource**



250-039-000 RZ/Storz



250-037-000 Wolf



250-038-000 ACMI/British Standard /CUDA



250-044-000 Olympus




250-048-000 Luxtec



250-045-000 Olympus - Standard



250-051-000 Stryker



250-052-000 Heine



250-059-000 Pentax



250-042-000
RZ/Storz/Olympus Telescope Adaptor



Ordering Example:
250-048-180 + 250-039-000
Fiber optic light guide + RZ/Storz light guide Adaptor



300-001-180 ALEXiS Light Source (180 Watt)

The superior ALEXIS 180 XENON light source offers outstanding white examination light (sunlight spectrum) for all endoscopic applications, for example:

- during video endoscopy
- during fiber endoscopy
- during endoscopy using rigid telescopes
- for use with head lights

The unique AUTOMATIC function completes this outstanding Light source

Technical Data

Type of lamp	Xenon XBO 180	Average lamp life	500 h
Power Output (Light)	180 Watt	Protection class	Class I according Council Directive 93/42/EEC
Colour temperature	Approx. 6000°K	Classification	BF without function group with 1 Patient circuit
Light Cable Connection	Storz®- compatibility	Test standard	IEC 601-1, IEC 601-1-2, MPG
Power input	400 VA	Features	Electronic Diaphragm, Lamp lifetime counter, Programmable Automatic function for Diaphragm (set "erase to 100%")
Power frequency	50/60 Hz		
Mains voltage	115/230 V		
Mains fuse	115 V: T 6.3 A 230 V: T 3.15 A		
Dimensions (WxHxD)	380 x 125 x 380 mm		
Weight	7 kg		



300-900-025 LED true-colour light source

Features:

- LED true-colour light source with 5.800°K light temperature
- 25W high intensity LED technology — equivalent to 100Watt Xenon light source
- Up to 50.000h lamp life
- RZ/Storz light cable connector
- World-wide power supply with active cooling
- Attractive 1.5 Kg light weight Design



300-900-150 230V HALOGEN light source 150W
300-900-151 110V HALOGEN light source 150W

Features:

- Halogene light source 150W with reflector technology
- RZ/Storz light cable connector
- Attractive 4.2 Kg light weight Design



300-900-250 HELEn Halogene Light Source 2x250W
with automatic lamp exchange

The new Standard for Halogen Light Sources with automatic Switch-over to the spare bulb in case of bulb failure. Easy handling, user friendly and well defined control panel, optimal hygienic conditions and easy to clean. Longer bulb life-time up to 200 hours

Technical Data

Type of lamp	XENOPHOT HLX 64653 (ELC), 24V250W	Temperature range	
Lamp symmetry	halogen-ellipsoid-reflector-lamp	- storage	-20°C - +45°C
No. of lamp	2 with automatic-switch over	Max. relative air humidity	85%
Colour temperature	till 3600°K	Radioscreening	No
Durability of Lamp	250 hours, average value at: 15 minutes ON and 30 minutes OFF. (no warranty on lamp)	Power supply cord	EURO/USA-Edition
Current supply	115 and 230 VAC, 50/60 Hz, (3,14) 2,5 Amp. +5%/-10%	Protection grade	MedGv Apparatus Group 3
Power consumption	330 VA	Classification	Type CF (cardiac floating)
Fuses	2 x 2,5 AT, IEC 127-2/III, 5 x 20 mm	Electr. protection class	1/TÜV certified
Heat protection filter	Schott Type: KG3	CE standard	Council Directive 93/42/EEC, Class 1
Dimensions (WxHxD)	32 x 15 x 26 cm	Design	corresponds to IEC 601-2-18 : 1992 Compliance with EN 60601-1 : 1993 EN 55011, IEC 801, TÜV, GS, ESD, (EMV) DIN VDE 0750 Part 1
Weight:	9.5 Kg	Safety measurements	in accordance to VDE 0751 / Set values
Casing safety standard	protection class IPX 1/IEC 529 full metal casing, powder coated		
Temperature range			
- operation:	+10°C - +40°C		



Combination of functionality, quality and design

Model / Type	300-001-135	300-001-137	300-001-139
Size	15" / 38,1 cm	17" / 43,18 cm	19" / 48,26 cm
Technology	TFT		
Resolution	1024 x 768 (XGA)	1280 x 1024 (SXGA)	1280 x 1024 (SXGA)
Signal Input	FBAS, SVHS		
Miscellaneous	On Screen Menu, Auto Adjust., Vesa compliance, integrated speaker, ext. PowerSupply, Stand Base With Cable Management		
Options	Protection Glass, resistive or capacitive touch screen		



Medical approved Displays

Model / Type	300-001-125	300-001-127	300-001-129
Size	15" / 38,1 cm	17" / 43,2 cm	19" / 48,3 cm
Technology	TFT		
Resolution	1024 x 768 (XGA)	1280 x 1024 (SXGA)	1280 x 1024 (SXGA)
Signal Input	D-Sub, 15pinVGA analog, S-Video		
Miscellaneous	On Screen Menu, Auto Adjust., Vesa compliance , ext. Power Supply, Stand Base With Cable Management		
Options	Protection Glass, resistive touch		
	Height adjustable	Height adjustable, Pivotable	Height adjustable, Pivotable



The **RZ iLumen Endovue** offers a high definition interface (HDTV) featuring high brightness, high resolution, exceptional contrast, and true color reproduction with unsurpassed visual quality. The RZ iLumen delivers the key advantages of the series from RZ in environments where only video-based images are required. Multiple sizes and high flexibility make it ideal for a wide variety of surgical and other applications.

High Definition Imaging, Superior Clarity, Consistency, Quality, Fastest Response time (10-16ms), Widest Viewing Angle, Widest colour Gamut, Programmable User and Modality Preferences, Re-Drive Capability Enables Image Viewing on Multiple Displays, Video-Switching with Serial Port Interface, Save low Voltage 24 VDC Remote Power, Compact and lightweight.

Model / Type	300-001-145	300-001-149
Size	15" / 12.0x9.0 inches	19" / 14.8x11.9 inches
Resolution	1024 x 768 (XGA)	1280 x 1024 (SXGA)
Signal Input	S-Video, Composite, RGBS	
Viewing angle	170°	
LCD Panel	TFT active Matrix	



The **RZ HD iLumen RADIANCE** surgical flat panel display is the worldwide LCD monitor of choice for surgeons and operating teams. Its superior HDTV capabilities including HD – SDI and YPbPr – and sophisticated signal processing produce sharp, accurate, true and very bright images. The RZ iLumen is the only medical-grade flat panel for simultaneous use as a Radiology, Fluoroscopy, Physiology, and/or minimally Invasive Surgery display.

Full HD and Digital Capable, Full Range of Analog Surgical Inputs, DICOM Response DVI Input for PACS, Fingertip/Footswitch Instant Remote Switching between sources, High Resolution, High Bright LCD with Wide Viewing Angle, Fully Compliant Medical Grade, FDA, UL and CE Approved, Re- Drive Capability Enables Image Viewing on Multiple Display, Traditional 4:3 Aspect Ratio, Surgeon- Specific User Selectable Settings

Model / Type	300-010-219	300-010-223	300-010-232
Size	19" / 14.8x11.9 inches	23" / 18.3x12.2 inches	32" / 27.5x15.4 inches
Resolution	1280x1024 (SXGA)	1920x1200 (WUXGA)	1366x768 (WXGA)
Signal Input	SDI, HD-SDI, RGBS, YPbPr, SVideo, Composite, DVI, VGA	SDI, HD-SDI, RGBS, YPbPr, S-Video, Composite, DVI, VGA	SDI, HD-SDI, RGBS, YPbPr, S-Video, Composite, DVI, VGA
Viewing angle	170°	176°	178°
LCD Panel	A SI TFT Active Matrix	A SI TFT Active Matrix	A SI TFT Active Matrix

A				J	
Adaptor	7, 11, 23, 37	Cutting Loop	13 - 15, 26, 30	Judd-Masson Retractor	50
Adaptor for cable	66	Cystoscope	1, 24, 26 - 28	K	
Adolescent Instruments	24 - 26	D		KLEIN Bulldog Clamp	46
Air compressor	58	Deflecting Mechanism	4, 25, 29	Knife	19, 21, 31
Albarran	4, 25, 29	DEISy maxx Camera	60	Kocher Bladder Spatula	52
ALEXIS lightsource	67	DEISy Uro Camera	62	L	
Alligator grasping forceps	8, 27, 29	Dilation Cannula	34	LED Light Source	68
Amplatz dilator	34	Dilator	34, 41, 42	Legueu Bladder Spatula	52
Attachment for use with syringes	38	Dittel Bougies	40, 41	Legueu Retractor	50
B		Dormia Stone Basket	10	Ligating Clips	54
Ball Electrode	9, 13 - 15, 26, 27, 29	E		Light Guides	66
Band Electrode	13	Electrode	9, 13 - 15, 26 - 30	Light Sources	67 - 69
BasiCam	63	Elik	39	Lithoclast Probes	58
Beamsplitter	64	Endoscopes	1, 24 - 28, 32, 33, 36	Lithotriptor	58
Biopsy Forceps	6 - 8, 21, 25, 27, 29, 35, 37	Evacuator	39	Loop Catheter	10
Bipolar Cable	44, 45	F		Loop Electrode	9, 15
Bipolar Clamp	44	Fibre Optic Light Guide	66	Lubricant	11
Bipolar Scissors	45	Flexible Instruments	8, 10, 21	Luer Lock Connector	39
Bladder Neck Spreader	48	Foley Catheter Spanner	42	M	
Bladder Retractors	50	Foot Switch	58	Mauermayer Stone Punch	22
Bladder Spatula	52	Forceps	6 - 8, 21, 25, 27, 29, 35, 37, 51	Mathieu Foreign Body Forceps	53
Bladder Stone Lithotriptor	22	Foreign Body Forceps	53	Mc Dougal Clamp	49
Bladder Syringe	38	G		Meatus Clamp	53
Bladdy Retractor	53	Gil Vernet Retractor	53	Membrane Protection	59
Boomerang Needle Holder	48	Glass tank	39	Millin Bladder Neck Spreader	48
Bougies	40, 41, 42	Grasping Forceps	6 - 8, 27, 29, 35, 37	Millin Grasping Forceps	51
Bridge	4, 5, 20, 25, 29, 31	Guide Wire	34	Millin Retractors	50, 51
Brush	11, 37	Guyon Bougies	40	Millin Needle Holder	48
Bulldog Clamp	46, 47	Guyon Catheter Spanner	42	Monitor	70, 71
Bulldog Clamp Applier	47	H		Monopolar Cable	9, 12
C		Half Round Knife	21	N	
Cable	9, 12, 44, 45	Halogen Light Sources	68, 69	Needle	48, 49
Cameras	60 - 63	Hand Piece	58	Needle Electrode	9, 27, 29, 30
Camera Head	61	HELEn Light Source	69	Needle Holder	48
Cannula	10, 34	Hey Bougie	41	Nephroscope	32 - 35
Cap	11, 39	HF Cable	9, 12	Nitinol Stone Basket	10
Carrying case	36	Hook Electrode	30	O	
Catheter	10, 42, 43	Hook Knife	31	Obturator	3, 5, 18, 20, 22, 32, 33
Clamp	44, 46, 49, 53	I		Orifice Dilator	42
Clamp Applier	47	Injection Cannula	10	OTIS	19
Cleaning Brush	11, 37	Irrigation Pump	59	OTIS Bougies	42
Clip Applying	54				
Coagulation Electrode	13, 26, 30				
Cold Light Cable	66				
Collins Knife	14, 15				
Connector	39				
Container	21, 56, 57				
Curette	13				

P

Pediatric Instruments	27 - 31
Penis Seizing	53
Polyp Snare	10
Pressure Measuring Chamber	59
Probes	58
Prostate Grasping Forceps	51
Prostatectomy Clamp	49
Prostatic Retractors	52
Puncture Cannula	34

R

Resectoscopes	12, 26, 30
Resectoscope Sheath	16, 17
Retractor	49, 50 - 53
Roller Electrode	13, 15, 26
Rotunda Catheter	43
Round Knife	31
Rubber Ball	39
Rubber Cap	11, 39
Rubber Seals	39

S

Scissors	6, 8, 35, 37, 45
Sachse Knife	21
Seal	39
Shaft	16, 17
Sheaths	2, 3, 5, 16, 17, 20, 22, 24, 26 - 33
Sickle Knife	21, 31
Silicone Tubing Set	59
Silicone Valve	36
Software	65
Spare Parts	59
Speculum	49
Spike Electrode	13
Sterile Electrodes	14, 15
Sterile Guide Wire	34
Sterile Tubing Set	59
St. Marks Retractor	51
St. Marks Seizing Clamp	53
Sterilization Container	56, 57
Stockmann Meatus Clamp	53
Stone Basket	10, 37
Stone Forceps	23, 35, 37
Stone Lithotripter	22
Stone Punch	22
Stopcock	32, 33
Storage Container	21
Strauss Seizing Forceps	53
Suture Needle	49
Syringe	38

T

Thomson Walker Retractor	50
Titanium Ligating Clips	54
Toomey Syringe	38
Tube	39
Turner Warwick Bladder Spreader	48
Turner Warwick Retractor	49
Turner Warwick Speculum	49
Turner Warwick Suture Needle	49
TURP Electrode	14, 15
TV-Coupler	64

U

Ureteral Dilator	41
Uretero Renoscope	36
Urethral Speculum	49
Urethrotome	19, 20, 31
URO-LITH Power Unit	58

V

Van Buren Bougies	40
Vapor Electrode	13, 15
Vasectomy Forceps	55
Video Camera	60 - 63
Visual Urethrotome	20

W

Wave Cut Knife	21
Working Element	12, 26, 30, 31

X

Xenon Light Source	67
--------------------	----

Y

Young Grasping Forceps	51
Young Retractors	52

Z

Zeiss catheter	10
----------------	----



253-900-900 Cystoscopy Basic Set

- 253-804-030 RZ Cystoscope autoclavable, 4.0mm Diameter, 30°
- 253-000-102 Bridge, with 2 Instrument channels
- 253-000-105 Catheter Deflecting Mechanism, with 2 Channels, with ratchet
- 253-300-019 Cystoscope Sheath with obturator, 19 Charr.
- 253-300-022 Cystoskope Sheath with Obturator, 22 Charr.
- 253-370-007 Flexible Ball Electrode, 7 Ch/Fr.
- 253-400-307 Alligator jaw Grasping Forceps, double action jaws, 7 Charr., 40cm long, flexible
- 253-400-407 Biopsy Forceps, double action jaws, 7 Charr., 40cm long, flexible
- 253-400-507 Scissor, single action jaw, 7 Charr., 40cm long, flexible
- 253-420-100 Optical Biopsy Forceps, double action
- 253-610-004 Resectoscope-Cable, 4.5m long, with 4mm plug

253-900-901 Resectoscopy Basic Set

- 253-804-030 RZ Cystoscope autoclavable, 4.0mm Diameter, 30°
- 253-000-200 Working Element passive, One stem system
- 253-000-256 Resectoscope sheath, suction- and irrigation tube, 26 Charr. oblique beak, rotating, incl. 253-000-266
- 253-000-950 Bladder Syringe, 150 cc
- 253-300-201 Cutting Loop, angled, 24 Charr., yellow
- 253-300-203 Coagulation Electrode, pointed, 24 Charr., yellow
- 253-300-205 Coagulation Electrode, ball shape, D: 3mm, 24 Charr., yellow
- 253-375-010 Hamada Orifice dilator, 10 – 20 Charr.
- 253-375-015 Hamada Orifice dilator, 15 – 30 Charr.
- 253-500-000 Ellik Evacuator, with Storz-Adaptor
- 253-610-004 Resectoscope-Cable, 4.5m long, with 4mm plug

253-900-902 Urethrotome Basic Set

- 253-000-200 Working Element passive, One stem system
- 253-500-221 Urethrotom sheath 21 Charr
- 253-500-230 Shaft, lateral open for Urethrotom sheath 253-500-221 for insertion of balloon catheter
- 253-500-321 Obturator f. Urethrotom sheath 21 Charr., with channel for Guide Wires
- 253-500-325 Examination sheath with instrument channel 5 Fr.
- 253-500-561 Sachse knife for working Element with 1 guide stem
- 253-500-563 Knife, round, for working element with 1 guide stem
- 253-804-000 RZ Cystoscope autoclavable, 4.0mm Diameter, 0°

253-900-903 Uretero-Renoscope Set

- 253-905-540 Uretero Renoscope, 450mm working length, 7.0/9.5 Charr., 5°, 5.8 Charr. Instrument Channel
- 253-950-005 Stone Grasping Forceps, 5 Charr., double action, 60cm length, rigid
- 253-954-005 Hamada long Stone Grasping Forceps, double action jaws, 60cm length, rigid, 5 Charr., with spring loaded handle
- 253-960-025 Stone Basket, 2.5 Charr., for single use

253-900-904 Nephroscope Set

- 253-900-100 Nephroscope-Telescope 5°, with oval instrument channel and Luer-Lock connection for irrigation
- 253-900-111 Operating Sheath 24 Charr.
- 253-900-116 Hollow Obturator for 24 Charr. Sheath
- 253-900-155 Telescope-Dilator, 6 dilators 9-21 Charr., 2 rigid, 2 flexible hollow guide probes
- 253-900-200 J-Guide Probe to insert through cannula 253-900-201 /-202, for use with the Nephroscope
- 253-900-201 Puncture Cannula for palpation of kidney stones
- 253-900-202 Dilation Cannula 3 mm, to insert a second Guide Probe
- 253-900-210 Grasping forceps Peanut type for small stones, 3mm sheath, 330mm working length
- 253-900-212 Alligator jaw forceps 3mm sheath, 330mm working length
- 253-900-213 Scissors, single action jaws

ALRUBAIDI Medical Corporation

Sana'a - Zubairy Str. National Bank of Yemen Building
Tel: +967 (1) 510119 - 510344 Fax: +967 (1) 510443



Sana'a - Saif Bin Theyazan Str.
Next to Persdential Office
Tel: +967 (1) 296182
Fax: +967 (1) 296183

Hodeida - ALDAMGAH ALgadidah.
Next to Military Hospital
Tel: +967 (3) 214120
Fax: +967 (3) 220392

Taiz - Allagenat Street
Next to a Eisaei mosque
Tel: 00967 (4) 259648
Fax: 00967 (4) 259649

